



Portable Breath Alcohol Tester

Operations Manual

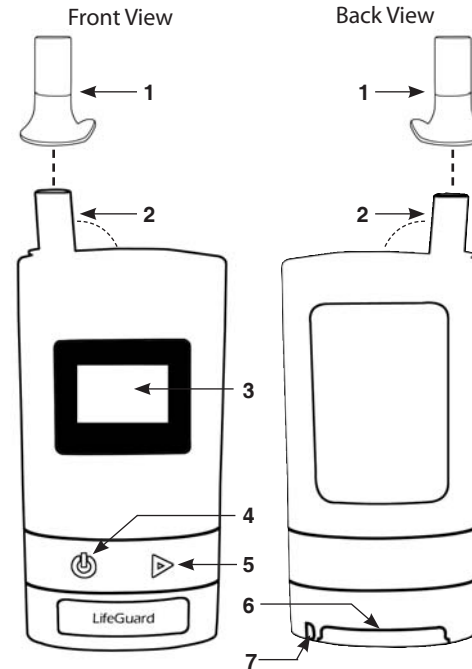
Table of Contents

Components Diagram.....	3
Preparation.....	4
Precautions.....	4 - 5
Specifications	5
Operations.....	6 - 10
Calibration	10
Accessories	10
Service & Maintenance	11
Certifications & Classifications	11 - 12
Warranty.....	12 - 13
Disclaimers	13 - 15

The LifeGuard is intended to measure alcohol in human breath. Measurements obtained from this device are used in the diagnosis of alcohol intoxication. The LifeGuard is intended to be used by the general adult population and by qualified personnel, such as physicians, nurses, and technicians. The LifeGuard product is intended to be used by adults (age 21 and over) in measuring alcohol intoxication in themselves or others, and is intended to be used in both home (over the counter) & clinical settings.

It is very important to have the instrument calibrated as recommended in this operators manual on page 10. Failure to do so may result in readings that are inaccurate.

Components Diagram



1. Disposable (slip-on) Mouthpiece
2. Permanent (fold-away) Mouthpiece
3. Display Screen
4. Power Button
5. Execute Button
6. Battery Cover
7. Wrist Strap Loop

Preparation

Battery Installation

The LifeGuard is designed to operate from a common 9 volt (EN22 / 9V) alkaline battery. Remove the battery door by pressing down slightly and sliding the door toward the back of the unit. Install the battery following the polarity markings on the inside of the battery housing. To close, apply a small amount of pressure on the battery while sliding the battery door toward the front of the instrument.

Precautions

1. **DO NOT DRINK AND DRIVE!** - It is strongly recommended that no vehicle or machinery be operated after alcohol consumption. Even small quantities of alcohol can cause impairment. The LifeGuard product should not be used as a tool to determine if it is safe for the user to operate machinery or a motor vehicle.
2. Wait at least 15 minutes after drinking, smoking or inserting anything in your mouth before taking a breath test.
3. The LifeGuard product is intended to be used by adults (age 21 and over) in measuring alcohol intoxication in themselves or others.
4. The LifeGuard is not to be used in potentially explosive environments such as an oxygen tent.
5. Do not blow smoke into the mouthpiece as it may damage the sensor.
6. Replace the battery when the low battery icon is displayed.

4

7. We recommend storing the LifeGuard in temperatures between 32° - 122°F (0° - 50°C).
8. No user serviceable parts inside. To be serviced only by an authorized LifeGuard technician.
9. If instrument will not be used for more than 6 months remove battery to avoid damage to the instrument caused by leaking battery acid.














Specifications

Sensor	Electrochemical Fuel Cell
Accuracy	± .005 BAC up to .100 BAC ±5% above .100 BAC ±0.02mg/l up to 0.47mg/l ±5% above 0.47mg/l
Units of Measure	BAC (Breath Alcohol Content)
Power	9V alkaline battery
Battery Life	Approx. 1200 tests
Detection Range	000 - .400 BAC (0.00-1.90mg/l)
Operating Temp.	32° F - 122° F (0° C - 50° C)
Display	High Resolution Graphic Display
Size	1.25" x 2.5" x 5" (31.7 x 63.5 x 127mm)
Weight w/Battery	5oz (142 grams)
Test Mode	Automatic
Warranty	1 year limited warranty

This device has been tested following NHTSA/DOT procedures. In that testing protocol, the accuracy of this device was established at Blood Alcohol Concentrations of 0.008 and 0.032. Lifeloc performs & validates additional testing at concentrations of 000 - .400 BAC.

5

Operations

User Prompts	Cause & Course of Action
	Ready - Begin blowing into the unit.
	Low Battery - The battery needs to be replaced.
	Wait - The fuel cell is not yet ready for a test.
	Temperature - The internal temperature of the instrument is outside of its testing range.
 xx/xx/xxxx	Calibration Due - Due date appears when turned on within 35 days of requiring calibration & when calibration is overdue.
 1 Blow Longer	Insufficient breath - Subject blew less than 1 liter of breath. Try again and blow steadily for at least 4 seconds.
 2 Blow Longer	Insufficient breath - Subject didn't blow long enough. Try again and blow steadily for at least 4 seconds.
 4 Do Not Inhale	Subject is inhaling. Try Again.
 5 Interference	Interference - High levels of electronic interference are detected. Try the test in a different location.
 6 Mouth Alcohol	Excessive Alcohol - Detector sensed alcohol levels above .400 BAC.
 7 Condensation	Excessive Condensation - Let the unit rest for 30 minutes.
 9-12 Needs Service	Self-test error - Instrument may need servicing. Contact LifeGuard Tech Support.
 >0.4 Over Range	Over Range - Detector sensed alcohol levels above .400 BAC

6



1. Turn-on the LifeGuard by momentarily pressing the power button. The instrument will initiate a self-test and then display the ready icon.
2. For maximum convenience, the LifeGuard uses a dual-mode mouthpiece design that can be operated in two ways according to your testing circumstances.

2a. Permanent (fold-away) Mouthpiece

The permanent (fold-away) mouthpiece conveniently folds into the LifeGuard when not in use. The fold-away mouthpiece is intended for self-testing or repeated testing of the same subject. When not in use it folds away until you need it.

The Permanent (fold-away) mouthpiece is designed to remain attached to the Lifeguard under normal use; however it can be removed for cleaning. Do not discard the permanent (fold-away) mouthpiece. It is an integral part of the Lifeguard and is used for both personal testing and in the testing of others.

If the fold-away mouthpiece becomes contaminated with food, dirt or other foreign matter it should be cleaned to prevent contamination of the internal breath path and fuel

7

cell. Do not immerse the Lifeguard unit in water. To clean the permanent (fold-away) mouthpiece, tilt the mouthpiece to a 45° angle towards the closed position and gently pull the mouthpiece up and away from the unit, as shown in the diagram below. Do not force or bend the mouthpiece over the edge of the Lifeguard to remove.



Clean the permanent (fold-away) mouthpiece with warm water and dish detergent as you would with eating utensils. Allow to thoroughly dry and re-attach to the Lifeguard. If the mouthpiece becomes damaged or lost, additional permanent (fold-away) mouthpieces can be ordered from www.lifeguardbreathtester.com or your dealer.

2b. **Disposable (slip-on) Mouthpiece**

Disposable (slip-on) mouthpieces are for one time use. Each mouthpiece is individually factory sealed until the moment you need it. Fold out the permanent (fold-away) mouthpiece and attach a disposable (slip-on) mouthpiece over the permanent mouthpiece (see

8

components diagram on page 3). You are now ready to take a test.

3. The subject being tested should not eat, drink, smoke or put anything in their mouth for 15 minutes prior to taking a breath alcohol test. Failure to comply with this instruction may result in inaccurate readings.
4. Instruct the subject to take a deep breath and blow firmly and steadily into the LifeGuard for a minimum of four (4) seconds. The instrument will provide a steady tone if the subject is blowing correctly.

If the subject blows for less than 4 seconds the LifeGuard will display the message to "Blow Longer". Instruct the subject to blow steadily for at least 4 seconds.

While the subject is blowing, the LifeGuard will display a graph of the breath flow and the total liters of breath. This allows the observer to visually monitor the subject's breath test. The instrument automatically measures the subject's breath flow and triggers the test when a satisfactory deep lung breath sample is provided.

After a successful test the unit displays a visual graph of the fuel cell reading while it is calculating the BAC produced from the test. The graph is not a substitute for the subject's BAC reading.

5. Immediately after a negative test or within 5-10 seconds after a positive test, the LifeGuard will display the test result.

9

6. You can recall the last test result anytime by momentarily pressing the execute button once.
7. LifeGuard displays and graphs the last three test results. Press the Execute button twice to see the results. Use this feature to help determine if your BAC is rising or falling.
8. For your convenience, there is a cumulative test counter in the upper right hand corner.
9. The LifeGuard will power down after 2 minutes of inactivity. To turn the instrument off immediately, press the power button for 3 seconds.

Calibration

All breath testers require periodic calibration to maintain their accuracy. Your LifeGuard is designed to be calibrated by a factory certified calibration technician. It is recommended that your LifeGuard be calibrated at least once every 12 months. To have your instrument calibrated or serviced email us at service@lifeguardbreathtester.com or visit us at www.lifeguardbreathtester.com or call 1.877.266.1008.

Accessories

Visit us online at www.lifeguardbreathtester.com to learn more about alcohol and to purchase additional mouthpieces and other accessories for your LifeGuard.

10

Service & Maintenance

For general maintenance we recommend wiping the unit off with a soft cloth sprayed with a non-abrasive disinfectant cleaner. To obtain the longest life from your LifeGuard, it is recommended that two or three tests be taken at least every 30 days. This prevents the fuel cell from drying out over extended periods of non use. If you require service, email us at service@lifeguardbreathtester.com or call 1.877.266.1008.

Disposal of Instrument



At the end of the instrument's service life:

- Do Not dispose of the LifeGuard as unsorted municipal waste.
- Dispose of the instrument in accordance with national waste disposal regulations.

Certifications & Classifications

This equipment has been tested and found to comply with the limits for a Class B digital device, pursuant to part 15 of the FCC Rules. These limits are designed to provide reasonable protection against harmful interference in a residential installation. This equipment generates, uses and can radiate radio frequency energy and, if not installed and used in accordance with the instructions, may cause harmful interference to radio communications. However, there is no guarantee that interfer-

11

ence will not occur in a particular installation. If this equipment does cause harmful interference to radio or television reception, which can be determined by turning the equipment off and on, the user is encouraged to try to correct the interference by one or more of the following measures:

- Reorient or relocate the receiving antenna.
- Increase the separation between the equipment and receiver.
- Consult the dealer or an experienced radio/TV technician for help.



The LifeGuard product is classified according to the degree of protection against electric shock as type BF.

Warranty

The LifeGuard comes with a one (1) year limited parts and labor warranty, effective on the date of retail purchase. The warranty does not cover product re-calibration, freight to the manufacturer, misuse or abuse of the product. The manufacturer's warranty is voided if the unit has been opened by anyone other than a factory trained technician. Upon receipt of a defective instrument we will at our discretion (1) repair the instrument; (2) replace the instrument or; (3) issue a refund for the purchase price and keep the instrument. If the instrument is repaired, the manufacturer will pay for shipment back to the customer (within Continental USA only).

This warranty does not apply: (a) to consequences caused by accident, abuse, tampering, misuse,

12

flood, fire, earthquake or other external causes; (b) to consequences caused by operating the product outside the permitted or intended uses described by LifeGuard; (c) to consequences caused by service performed by anyone who is not a representative of LifeGuard or a LifeGuard Authorized Service Provider; or (d) to a product or part that has been made modified to alter functionality or capability without the written permission of LifeGuard.

Disclaimers

LifeGuard is a division of Lifeloc Technologies, Inc. LifeGuard makes no warranties, expressed or implied, as to the ability of this product to determine whether, or the extent to which, a test subject's mental or physical functioning, or judgment, may be impaired by blood alcohol including whether the test subject is intoxicated under any definition of that word. LifeGuard expressly disclaims any liability for direct, indirect, incidental, special, or consequential damages of any nature under any legal theory. Any act or failure to act based on a reading from this product shall be at the test subject's or user's own risk. LifeGuard assumes no responsibility for consequences to or of test subjects who use this product and later are shown to have been under the influence of alcohol or to have had their judgment or any mental or bodily function impaired by alcohol. A low BAC reading does not mean that the test subject's physical or mental performance or judgment (including reaction times) can respond to an emergency.

13

LifeGuard is not responsible for any consequences arising from failure to follow instructions or relating to the product's use.

TO THE EXTENT PERMITTED BY LAW, THIS WARRANTY AND THE DISCLAIMERS SET FORTH ABOVE ARE EXCLUSIVE AND IN LIEU OF ALL OTHER WARRANTIES, REMEDIES AND CONDITIONS, WHETHER ORAL OR WRITTEN, STATUTORY, EXPRESSED, OR IMPLIED. AS PERMITTED BY APPLICABLE LAW, LIFEGUARD SPECIFICALLY DISCLAIMS ANY AND ALL STATUTORY OR IMPLIED WARRANTIES OF MERCHANTABILITY AND FITNESS FOR A PARTICULAR PURPOSE AND WARRANTIES AGAINST HIDDEN OR LATENT DEFECTS. IF LIFEGUARD CANNOT LAWFULLY DISCLAIM STATUTORY OR IMPLIED WARRANTIES THEN TO THE EXTENT PERMITTED BY LAW, ALL SUCH WARRANTIES SHALL BE LIMITED IN DURATION TO THE DURATION OF THE EXPRESS WARRANTY AND TO THE REPAIR OR REPLACEMENT SERVICE AS DETERMINED BY LIFEGUARD IN ITS SOLE DISCRETION. WARRANTY IS VOID IF UNIT IS OPENED.

No LifeGuard reseller, agent, or employee is authorized to make any modification, extension, or addition to this warranty. If any term is held to be illegal or unenforceable, the legality or enforceability of the remaining terms shall not be affected or impaired.

EXCEPT AS PROVIDED IN THIS WARRANTY AND

TO THE MAXIMUM EXTENT PERMITTED BY LAW, LIFEGUARD IS NOT RESPONSIBLE FOR DIRECT, SPECIAL, INCIDENTAL, OR CONSEQUENTIAL DAMAGES UNDER ANY LEGAL THEORY, INCLUDING BUT NOT LIMITED TO LOSS OF USE; LOSS OF REVENUE OR INCOME; LOSS OF ACTUAL OR ANTICIPATED PROFITS (INCLUDING LOSS OF PROFITS FROM A CONTRACT); LOSS OF THE USE OF MONEY; LOSS OF ANTICIPATED SAVINGS; LOSS OF BUSINESS; LOSS OF OPPORTUNITY; LOSS OF GOODWILL; OR LOSS OF REPUTATION.

Some countries, states and provinces do not allow the exclusion or limitation of incidental or consequential damages or allow limitations on how long an implied warranty or condition may last, so the above limitations or exclusions may not apply to you. This warranty gives you specific legal rights, and you may also have other rights that vary by country, state or province. This Limited Warranty is governed by and construed under the laws of the country in which the product purchase took place.

NEVER DRINK AND DRIVE

**ALWAYS USE A NON-DRINKING
DESIGNATED DRIVER AFTER
DRINKING ALCOHOL**

**ANY LEVEL OF ALCOHOL
CAN CAUSE IMPAIRMENT**



12441 West 49th Ave. #4,
Wheat Ridge, CO 80033

Tel: 877.266.1008 • Fax: 303.431.1423
www.lifeguardbreathtester.com

Part #51020 Rev 1.6 ©2009 Lifeloc Technologies, Inc. 1/25/10

